

ParentZone

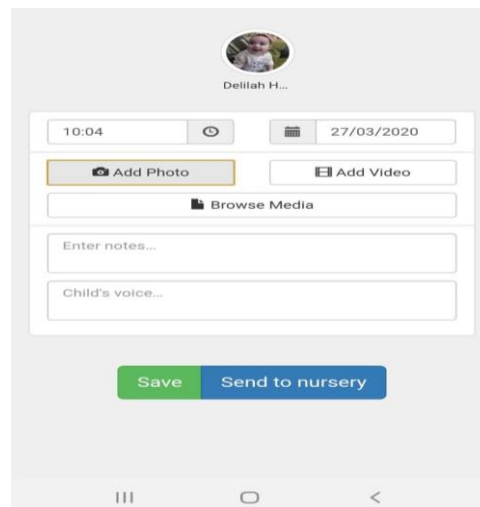
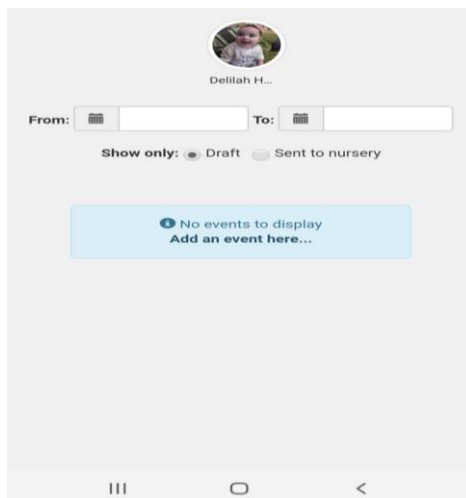
Adding an observation (Android and Apple devices)

You can comment on anything you see on your child's timeline and you can even upload photos from home to evidence their continued learning.

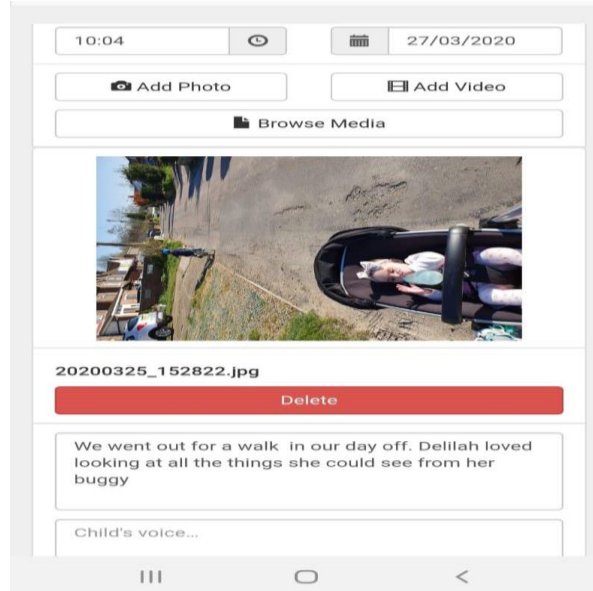

At Childbase we want you to be fully involved in your child's learning journey. You can add your own observations and the fun things you are undertaking at home with your children.

How do I do this?

- Click on the add button on the bottom right of the timeline.
- Select your child (if you have more than one in nursery).
- Click add an event here.....



- Write some notes on what you have been doing.
- You can write what your child said in the 'child's voice' box. If your child is not yet verbal, you can write down their 'voice' by adding their reaction and also their gestures – for example if your child smiled, this is their way of telling you they have enjoyed it.



- Click the add photo sign, this will then give you the option to open your photo library or take a photo there and then.
- You can add as many photos as you would like and add your description into the notes section (please note that when you receive your final pdf version of your child's learning journey when they leave the nursery, only the first photo will show).
- Remember to press send so that the nursery receives your observation.